

**makes your
space look
opulent.**



LIVOLLA[®]
GRANITO

600X1200MM



LIVOLLA[®]
GRANITO

noble elegance
and
essential

purity

From the most expressive marble to the most elegant and contemporary cement. From the warmest wood to natural stones that surprise with their design and texture. We return to the primitive to rediscover ourselves and to lay the foundations of a hopeful future.

product

FEATURES & APPLICATIONS



HYGIENIC



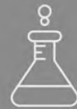
RESISTANT TO ICE
AND FROST



FIRE &
HIGH-TEMPERATURE
RESISTANT



SCRATCH &
IMPACT RESISTANT



CHEMICAL &
STAIN RESISTANCE



UNALTERABLE
TO UV RAYS



BENDING STRENGTH



EASY TO
CLEAN



100% NATURAL
& RECYCLABLE



WATERPROOF



HOME
INDOOR



EXTERNAL
CLADDING



SHOP &
BOUTIQUE




OFFICE
BUILDING




HOSPITALITY




COMMERCIAL
SPACE



PUNCH EFFECT



CLOUD PUNCH



CEMENTO PUNCH

Index

CLOUD PUNCH



ASTALTO
GREY



ASTALTO
SAND



ASTALTO
SHAMROCK



ASTALTO
VIOLET



CONCRETO
GREY




CONCRETO
MUD



CONCRETO
TALCO



SOLERA
COTTO



SOLERA
MUD

Index

CEMENTO PUNCH



**ASTALTO
GREY**



**ASTALTO
SAND**



**ASTALTO
SHAMROCK**



**ASTALTO
VIOLET**



**CONCRETO
GREY**




**CONCRETO
MUD**



**CONCRETO
TALCO**




**SOLERA
COTTO**



**SOLERA
MUD**

PUNCH EFFECT



CLOUD PUNCH



ASTALTO VIOLET


ASTALTO GREY



PUNCH



LIVOLLA[®]
GRANITO











PLAIN

**DIMENSION :
600X1200MM**

**SURFACE :
POSHE FINISH**

 [BACK TO INDEX](#)

TECHNICAL CHARACTERISTICS

- | | |
|---|---|
| 1 Easy To Clean  | 5 Frost Resistant  |
| 2 Hygienic / Antibacterial Surface  | 6 Scratch Resistant  |
| 3 Water Resistant  | 7 Chemical & Stain Resistant  |
| 4 Impact Resistant  | 8 Fire Resistant  |


ASTALTO SAND



PUNCH



LIVOLLA[®]
GRANITO











PLAIN

DIMENSION :
600X1200MM

SURFACE :
POSHE FINISH

 [BACK TO INDEX](#)

TECHNICAL CHARACTERISTICS

- | | |
|---|---|
| 1 Easy To Clean  | 5 Frost Resistant  |
| 2 Hygienic / Antibacterial Surface  | 6 Scratch Resistant  |
| 3 Water Resistant  | 7 Chemical & Stain Resistant  |
| 4 Impact Resistant  | 8 Fire Resistant  |




ASTALTO SHAMROCK



PUNCH



LIVOLLA[®]
GRANITO











PLAIN

DIMENSION :
600X1200MM

SURFACE :
POSHE FINISH

 [BACK TO INDEX](#)

TECHNICAL CHARACTERISTICS

- | | |
|---|---|
| 1 Easy To Clean  | 5 Frost Resistant  |
| 2 Hygienic / Antibacterial Surface  | 6 Scratch Resistant  |
| 3 Water Resistant  | 7 Chemical & Stain Resistant  |
| 4 Impact Resistant  | 8 Fire Resistant  |

ASTALTO VIOLET



PUNCH



LIVOLLA[®]
GRANITO











PLAIN

DIMENSION :
600X1200MM

SURFACE :
POSHE FINISH

 [BACK TO INDEX](#)

TECHNICAL CHARACTERISTICS

- | | |
|---|---|
| 1 Easy To Clean  | 5 Frost Resistant  |
| 2 Hygienic / Antibacterial Surface  | 6 Scratch Resistant  |
| 3 Water Resistant  | 7 Chemical & Stain Resistant  |
| 4 Impact Resistant  | 8 Fire Resistant  |

CONCRETO GREY



PUNCH



LIVOLLA[®]
GRANITO











PLAIN

**DIMENSION :
600X1200MM**

**SURFACE :
POSHE FINISH**

 [BACK TO INDEX](#)

TECHNICAL CHARACTERISTICS


- | | |
|---|---|
| 1 Easy To Clean  | 5 Frost Resistant  |
| 2 Hygienic / Antibacterial Surface  | 6 Scratch Resistant  |
| 3 Water Resistant  | 7 Chemical & Stain Resistant  |
| 4 Impact Resistant  | 8 Fire Resistant  |



CONCRETO MUD



PUNCH



PLAIN

DIMENSION : 600X1200MM **SURFACE : POSHE FINISH**

BACK TO INDEX

TECHNICAL CHARACTERISTICS

- 1** Easy To Clean
- 5** Frost Resistant
- 2** Hygienic / Antibacterial Surface
- 6** Scratch Resistant
- 3** Water Resistant
- 7** Chemical & Stain Resistant
- 4** Impact Resistant
- 8** Fire Resistant


CONCRETO TALCO



PUNCH



LIVOLLA[®]
GRANITO











PLAIN

DIMENSION :
600X1200MM

SURFACE :
POSHE FINISH

 [BACK TO INDEX](#)

TECHNICAL CHARACTERISTICS

- | | |
|---|---|
| 1 Easy To Clean  | 5 Frost Resistant  |
| 2 Hygienic / Antibacterial Surface  | 6 Scratch Resistant  |
| 3 Water Resistant  | 7 Chemical & Stain Resistant  |
| 4 Impact Resistant  | 8 Fire Resistant  |




SOLERA COTTO



PUNCH



LIVOLLA[®]
GRANITO











PLAIN

DIMENSION :
600X1200MM

SURFACE :
POSHE FINISH

 [BACK TO INDEX](#)

TECHNICAL CHARACTERISTICS

- | | |
|---|---|
| 1 Easy To Clean  | 5 Frost Resistant  |
| 2 Hygienic / Antibacterial Surface  | 6 Scratch Resistant  |
| 3 Water Resistant  | 7 Chemical & Stain Resistant  |
| 4 Impact Resistant  | 8 Fire Resistant  |




SOLERA MUD



PUNCH



LIVOLLA[®]
GRANITO











PLAIN


DIMENSION : 600X1200MM **SURFACE : POSHE FINISH**

 [BACK TO INDEX](#)


TECHNICAL CHARACTERISTICS

- | | |
|---|---|
| 1 Easy To Clean  | 5 Frost Resistant  |
| 2 Hygienic / Antibacterial Surface  | 6 Scratch Resistant  |
| 3 Water Resistant  | 7 Chemical & Stain Resistant  |
| 4 Impact Resistant  | 8 Fire Resistant  |

PUNCH EFFECT




CEMENTO PUNCH



SOLERA MUD


ASTALTO GREY



PUNCH



LIVOLLA[®]
GRANITO











PLAIN

**DIMENSION :
600X1200MM**

**SURFACE :
POSHE FINISH**

 [BACK TO INDEX](#)

TECHNICAL CHARACTERISTICS

- | | |
|---|---|
| 1 Easy To Clean  | 5 Frost Resistant  |
| 2 Hygienic / Antibacterial Surface  | 6 Scratch Resistant  |
| 3 Water Resistant  | 7 Chemical & Stain Resistant  |
| 4 Impact Resistant  | 8 Fire Resistant  |




ASTALTO SAND



PUNCH



LIVOLLA[®]
GRANITO











PLAIN

DIMENSION :
600X1200MM

SURFACE :
POSHE FINISH

 [BACK TO INDEX](#)

TECHNICAL CHARACTERISTICS

- | | |
|---|---|
| 1 Easy To Clean  | 5 Frost Resistant  |
| 2 Hygienic / Antibacterial Surface  | 6 Scratch Resistant  |
| 3 Water Resistant  | 7 Chemical & Stain Resistant  |
| 4 Impact Resistant  | 8 Fire Resistant  |

ASTALTO SHAMROCK



PUNCH



LIVOLLA[®]
GRANITO











PLAIN

DIMENSION :
600X1200MM

SURFACE :
POSHE FINISH

 [BACK TO INDEX](#)

TECHNICAL CHARACTERISTICS

- | | |
|---|---|
| 1 Easy To Clean  | 5 Frost Resistant  |
| 2 Hygienic / Antibacterial Surface  | 6 Scratch Resistant  |
| 3 Water Resistant  | 7 Chemical & Stain Resistant  |
| 4 Impact Resistant  | 8 Fire Resistant  |


ASTALTO VIOLET



PUNCH



LIVOLLA[®]
GRANITO



PLAIN

DIMENSION :
600X1200MM

SURFACE :
POSHE FINISH

 [BACK TO INDEX](#)

TECHNICAL CHARACTERISTICS

1 Easy To Clean



2 Hygienic / Antibacterial Surface



3 Water Resistant



4 Impact Resistant



5 Frost Resistant



6 Scratch Resistant



7 Chemical & Stain Resistant



8 Fire Resistant







CONCRETO GREY



PUNCH



LIVOLLA[®]
GRANITO











PLAIN

**DIMENSION :
600X1200MM** **SURFACE :
POSHE FINISH**

 [BACK TO INDEX](#)

TECHNICAL CHARACTERISTICS

- | | |
|---|---|
| 1 Easy To Clean  | 5 Frost Resistant  |
| 2 Hygienic / Antibacterial Surface  | 6 Scratch Resistant  |
| 3 Water Resistant  | 7 Chemical & Stain Resistant  |
| 4 Impact Resistant  | 8 Fire Resistant  |


CONCRETO MUD



PUNCH



LIVOLLA[®]
GRANITO











PLAIN

DIMENSION : 600X1200MM SURFACE : POSHE FINISH

 [BACK TO INDEX](#)

TECHNICAL CHARACTERISTICS

- | | | | | | |
|---|----------------------------------|---|---|----------------------------|---|
| 1 | Easy To Clean |  | 5 | Frost Resistant |  |
| 2 | Hygienic / Antibacterial Surface |  | 6 | Scratch Resistant |  |
| 3 | Water Resistant |  | 7 | Chemical & Stain Resistant |  |
| 4 | Impact Resistant |  | 8 | Fire Resistant |  |





CONCRETO TALCO



PUNCH



LIVOLLA[®]
GRANITO











PLAIN

DIMENSION : 600X1200MM SURFACE : POSHE FINISH

 BACK TO INDEX

TECHNICAL CHARACTERISTICS

- 1 Easy To Clean 
- 5 Frost Resistant 
- 2 Hygienic / Antibacterial Surface 
- 6 Scratch Resistant 
- 3 Water Resistant 
- 7 Chemical & Stain Resistant 
- 4 Impact Resistant 
- 8 Fire Resistant 






SOLERA COTTO



PUNCH



LIVOLLA[®]
GRANITO











PLAIN

DIMENSION :
600X1200MM

SURFACE :
POSHE FINISH

 [BACK TO INDEX](#)

TECHNICAL CHARACTERISTICS

- | | | | | | |
|---|----------------------------------|---|---|----------------------------|---|
| 1 | Easy To Clean |  | 5 | Frost Resistant |  |
| 2 | Hygienic / Antibacterial Surface |  | 6 | Scratch Resistant |  |
| 3 | Water Resistant |  | 7 | Chemical & Stain Resistant |  |
| 4 | Impact Resistant |  | 8 | Fire Resistant |  |




SOLERA MUD



PUNCH



LIVOLLA[®]
GRANITO











PLAIN

DIMENSION : 600X1200MM **SURFACE : POSHE FINISH**

 **BACK TO INDEX**

TECHNICAL CHARACTERISTICS

- | | |
|---|---|
| 1 Easy To Clean  | 5 Frost Resistant  |
| 2 Hygienic / Antibacterial Surface  | 6 Scratch Resistant  |
| 3 Water Resistant  | 7 Chemical & Stain Resistant  |
| 4 Impact Resistant  | 8 Fire Resistant  |





LIVOLLA[®]
GRANITO